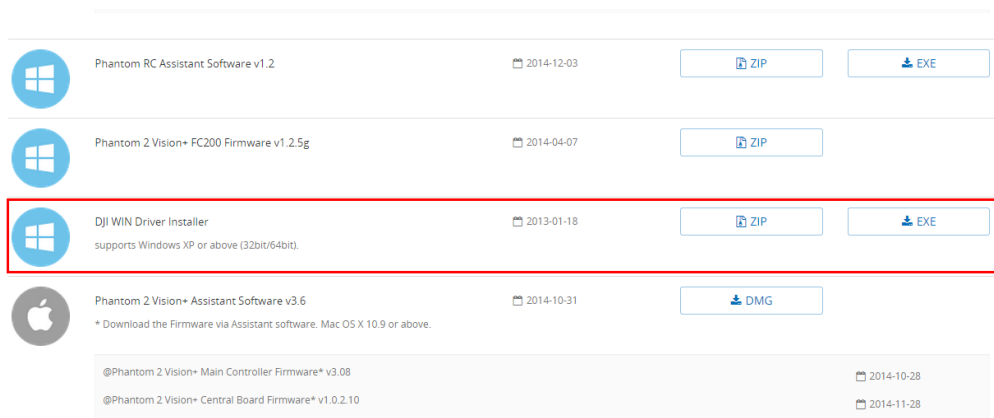


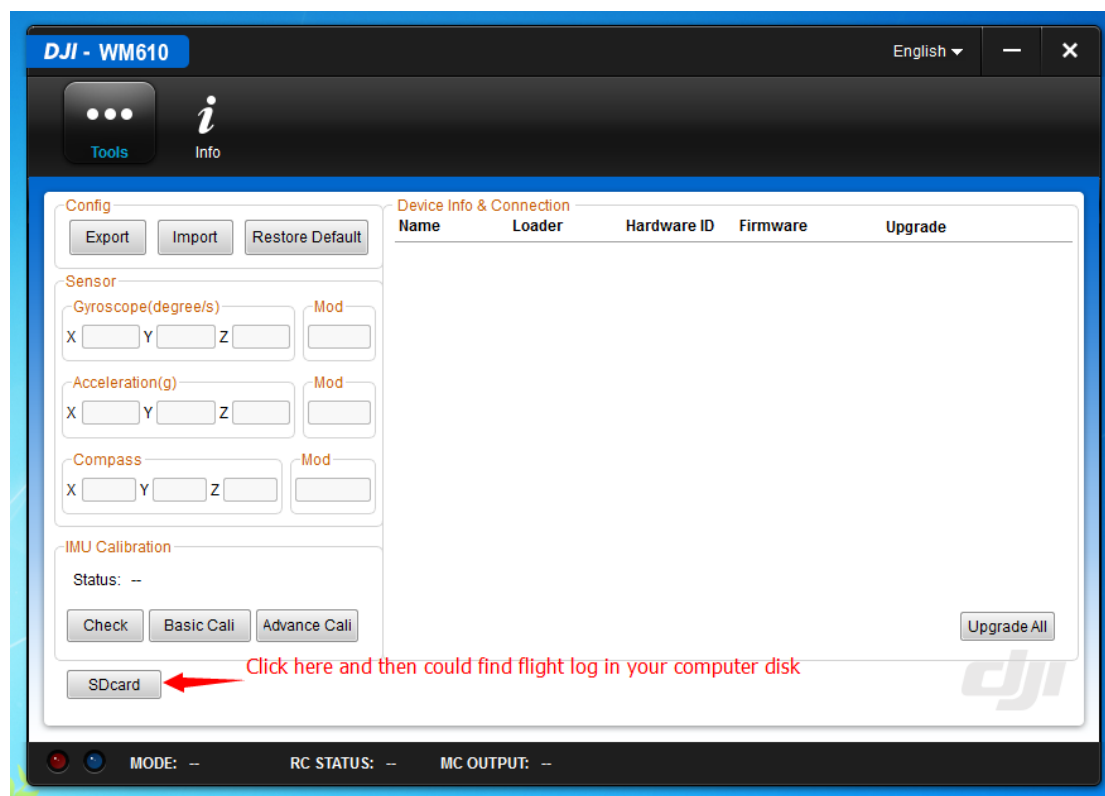
Hello Sir,

Thanks for you reading this. Please follow the below steps to get the Flight Log.

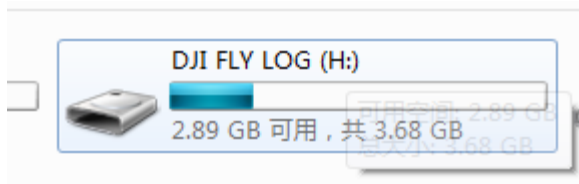
Step1: Open the Software and download the driver (<http://www.dji.com/product/phantom-2-vision-plus/download>) to make your computer could recognize DJI product.








Step2: Open your drone and connect the USB port at the tail of the drone to your computer (Windows Only) and then open the Software.



Step3: Then you would find a disk named as “DJI FLY LOG”, you could find related log in this disk. Please send the corresponding log to us with specific description.



	FLY000	2015-01-11 10:00	DAT 文件	45,696 KB
	FLY001	2015-01-11 10:41	DAT 文件	182,368 KB
	FLY002	2015-01-11 12:25	DAT 文件	246,048 KB
	FLY003	2015-01-11 12:55	DAT 文件	354,080 KB
	FLY004	2015-01-11 13:30	DAT 文件	7,252 KB

Find the corresponding log and then send to us

Please also kindly let us know:

- 1, your name & country:
2. Your dealer info. /Purchase channel
- 3, your order number or proof of purchase
- 4, inspire 1 S/N:
- 5, Email/Phone Contact
6. Your address